

I)(a)

## Introductory sub-table I)(a)

Name of the Company : RISHI TECHTEX LIMITED

Scrip Code, Name of the 523021

scrip, class of security

:

Quarter ended : 31/03/2013

Partly paid-up shares:-	No. of partly paid-up shares	As a % of total no. of partly paid-up shares	As a % of total no. of shares of the company
-------------------------	------------------------------	--	--

Held by promoter/promoters group	NIL	NIL	NIL
----------------------------------	-----	-----	-----

Held by public	NIL	NIL	NIL
----------------	-----	-----	-----

Total - D	NIL	NIL	NIL
-----------	-----	-----	-----

Outstanding convertible securities:-	No. of outstanding securities	As a % of total No. of outstanding convertible securities	As a % of total no. of shares of the company, assuming full conversion of the convertible securities
--------------------------------------	-------------------------------	---	--

Held by promoter/promoter group	NIL	NIL	NIL
---------------------------------	-----	-----	-----

Held by public	NIL	NIL	NIL
----------------	-----	-----	-----

Total - E	NIL	NIL	NIL
-----------	-----	-----	-----

Warrants:-	No. of warrants	As a % of total no. of warrants	As a % of total no. of shares of the company, assuming full conversion of warrants
------------	-----------------	---------------------------------	--

Held by promoter/promoter group	NIL	NIL	NIL
---------------------------------	-----	-----	-----


Held by public	NIL	NIL	NIL
----------------	-----	-----	-----

Total - F	NIL	NIL	NIL
-----------	-----	-----	-----

Total paid-up capital of 5522000  
the company assuming  
full conversion of  
warrants and convertible  
securities

For RISHI TECHTEX LTD.

Company Secretary



Quarter ended on : 31/03/2013

Date_ Category of shareHolder gory code	Number of share holders	Total number of shares	Number of shares held in dematerialized form	Total shareHolding as a % of total number of shares A + B	A+B+C	Shares Pledged or otherwise encumbered No. of shares	As a percentage
=====							
A	ShareHolding of Promoter and Promoter Group						
1	Indian						
a	Individuals/HUFs	2	13560	13560	0.25	0.25	0 0.00
b	Central Govt./State Govt.	0	0	0	0.00	0.00	0 0.00
c	Bodies Corporate	1	301347	301347	5.46	5.46	0 0.00
d	Financial Institutions/Banks	0	0	0	0.00	0.00	0 0.00
e	Any Other						
e01	Directors Relatives	4	265578	265578	4.81	4.81	0 0.00
e02	Directors	3	1001315	1001315	18.13	18.13	0 0.00
-----							
Sub Total :A 1	10	1581800	1581800	28.65	28.65	0	0.00
-----							
2	Foreign						
a	Individuals(NRI/Foreign Individuals)	0	0	0	0.00	0.00	0 0.00
b	Bodies Corporate	0	0	0	0.00	0.00	0 0.00
c	Institutions	0	0	0	0.00	0.00	0 0.00
d	Qualified Foreign Investor	0	0	0	0.00	0.00	0 0.00
e	Any Other(specify)	0	0	0	0.00	0.00	0 0.00
-----							
Sub Total :A 2	0	0	0	0.00	0.00	0	0.00
-----							
Sub Total : A	10	1581800	1581800	28.65	28.65	0	0.00
-----							
B	Public shareholding						
1	Institutions						
a	Mutual Funds/UTI	0	0	0	0.00	0.00	0 0.00
b	Financial Institutions/Banks	1	342000	342000	6.19	6.19	0 0.00
c	Central Govt./State Govt.	0	0	0	0.00	0.00	0 0.00
d	Venture Capital Funds	0	0	0	0.00	0.00	0 0.00
e	Insurance Companies	0	0	0	0.00	0.00	0 0.00
f	Foreign Institutional Investors	0	0	0	0.00	0.00	0 0.00
g	Foreign Venture Capital Investors	0	0	0	0.00	0.00	0 0.00
h	Qualified Foreign Investor	0	0	0	0.00	0.00	0 0.00
i	Any other	0	0	0	0.00	0.00	0 0.00
-----							
Sub Total :B 1	1	342000	342000	6.19	6.19	0	0.00
-----							
2	Non-Institutions						
a	Bodies Corporate	47	796446	583720	14.42	14.42	0 0.00
bi	Ind-Hold nominal shr capital upto Rs.1L	3610	1093866	745426	19.81	19.81	0 0.00
bii	Ind-Hold nominal shr capital in excess	27	1704992	1654592	30.88	30.88	0 0.00
c	Qualified Foreign Investor	0	0	0	0.00	0.00	0 0.00
d	Any Other						
d01	Others	0	0	0	0.00	0.00	0 0.00
d02	Clearing member	0	0	0	0.00	0.00	0 0.00
d03	NRIs	7	1896	1896	0.03	0.03	0 0.00
d04	NRI Corp Bodies	0	0	0	0.00	0.00	0 0.00
d05	Foreign Corp Bodies (Including FDI)	1	1000	1000	0.02	0.02	0 0.00
d06	Customers	0	0	0	0.00	0.00	0 0.00
d07	Suppliers	0	0	0	0.00	0.00	0 0.00
d08	Foreign Nationals	0	0	0	0.00	0.00	0 0.00
d09	Trusts	0	0	0	0.00	0.00	0 0.00
d10	Foreign (Promoters)	0	0	0	0.00	0.00	0 0.00
d11	Directors	0	0	0	0.00	0.00	0 0.00
d12	Directors Relatives	0	0	0	0.00	0.00	0 0.00
d13	Foreign Individuals (Including FDI)	0	0	0	0.00	0.00	0 0.00

For RISHI TECHTEX LTD

Company Secretary



(I)(a) Statement showing Shareholding Pattern  
Name of the Company: RISHI TECHTEX LIMITED  
Scrip Code 523021

Quarter ended on : 31/03/2013

Category of shareHolder gory code	Number of share holders	Total number of shares	Number of shares held in dematerialized form	Total shareHolding as a % of total number of shares A + B	A+B+C	Shares Pledged or otherwise encumbered No. of shares	As a percentage
Sub Total :B 2	3692	3598200	2986634	65.16	65.16	0	0.00
Sub Total : B	3693	3940200	3328634	71.35	71.35	0	0.00
Total of A + B	3703	5522000	4910434	100.00	100.00	0	0.00
C Shares held by Custodians and against which Depository receipt have been issued							
1 Promoters and Promoter Group	0	0	0	0.00	0.00	0	0.00
2 Public	0	0	0	0.00	0.00	0	0.00
Sub Total :C	0	0	0	0.00	0.00	0	0.00
Sub Total : C	0	0	0	0.00	0.00	0	0.00
Total of A + B + C	3703	5522000	4910434	100.00	100.00	0	0.00

For RISHI TECHTEX LTD.

*[Signature]*  
Company Secretary





(I)(b) Statement showing holding of securities (including shares, warrants, convertible securities) of persons belonging to the category - Promoter and Promoter Group

SrNo	Name of the shareholder	Details of Shares held		Encumbered shares (*)			Details of warrants		Details of convertible securities		Tot shares (including underlying shares assuming full conversion of warrants and convertible securities) as a % of diluted share capital
		No of shares held	As a % of grand total (A) +(B) + (C)	No.	As a %	As a % of grand total (A)+(B)+(C) f sub-clause (I)(a)	No of warrants held	As a % Total Number of warrants of the same Class	No of convertible securities held	As a % Total No of convertible securities of the same Class	
1	AAKANKSHA H PATEL	21281	0.39	0	0.00	0.00	0	0.00	0	0.00	0.00
2	ABHAY VASANT PARANJPE	11793	0.21	0	0.00	0.00	0	0.00	0	0.00	0.00
3	ABHISHEK HARSHAD PATEL	26065	0.47	0	0.00	0.00	0	0.00	0	0.00	0.00
4	BHAGWATIBEN J PATEL	1767	0.03	0	0.00	0.00	0	0.00	0	0.00	0.00
5	HARSHAD BHAVANBHAI PATEL	942811	17.07	0	0.00	0.00	0	0.00	0	0.00	0.00
6	KIRAN PATEL	163232	2.96	0	0.00	0.00	0	0.00	0	0.00	0.00
7	PRANAV J PATEL	1767	0.03	0	0.00	0.00	0	0.00	0	0.00	0.00
8	REKHA PATEL	55000	1.00	0	0.00	0.00	0	0.00	0	0.00	0.00
9	RISHI LASER LTD	301347	5.46	0	0.00	0.00	0	0.00	0	0.00	0.00
10	SMITA H PATEL	56737	1.03	0	0.00	0.00	0	0.00	0	0.00	0.00
Total :		1581800	28.65	0	0.00	0.00	0	0.00	0	0.00	0.00

(\*) The term Encumbered has the same meaning as assigned to it in regulation 28(3) of the SAST Regulations, 2011

For RISHI TECHTEX LTD.

Company Secretary



(I)(c)(i) Statement showing holding of securities (including shares, warrants, convertible securities) of persons belonging to the category - Public and holding more than 1% of the total number of shares

Sr.Name of the shareholder No.	No of shares held	Shares as a % of tot no of shares i.e. Grand Total (A)+(B)+(C) indicated in Statement at para (I)(a) above	Details of warrants		Details of convertible securities		Total shares (including underlying shares assuming full Conversion of warrants and convertible securities) as a % of diluted share capital
			No of warrants held	As a % Total No. of warrants of the same Class	No of convertible securities held	% w.r.t total no. of convertible securities of the same class	
1 CENTENNIAL FINANCE LTD	440051	7.97	0	0.00	0	0.00	0.00
2 JAYESH KANTILAL SHETH	213100	3.86	0	0.00	0	0.00	0.00
3 M/S.RAMBHABA HOLDINGS AND TRADING	175347	3.18	0	0.00	0	0.00	0.00
4 MAYUR MANGALDAS KOTHARI	443539	8.03	0	0.00	0	0.00	0.00
5 MRS SAVITRI RAM KARNANI	94200	1.71	0	0.00	0	0.00	0.00
6 NIKHIL JAISINH MERCHANT	330000	5.98	0	0.00	0	0.00	0.00
7 RASHMI J SHETH	150000	2.72	0	0.00	0	0.00	0.00
8 STRESSED ASSETS STABILIZATION FUND	342000	6.19	0	0.00	0	0.00	0.00
Total :	2188237	39.63	0	0.00	0	0.00	0.00

For RISHI TECHTEX LTD.

*[Signature]*  
Company Secretary



(I)(c)(ii) Statement showing holding of securities (including shares, warrants, convertible securities) of persons (together with PAC) belonging to the category - Public and holding more than 5% of the total number of shares of the company

Sr. Name(s) of the shareholder(s) No. and the Persons Acting in Concert (PAC) with them	No of shares	Shares as a % of tot no of shares (i.e. Grand Total (A)+(B)+(C) indicated in Statement at para (I)(a) above)	Details of warrants		Details of convertible securities		Total shares (including underlying shares assuming full Conversion of warrants and convertible securities) as a % of diluted share capital
			No of warrants	As a % Total No. of warrants of the same Class	No of convertib le secur . held	% w.r.t total no. of convertibl e secur. of the same class	
1 CENTENNIAL FINANCE LTD	440051	7.97	0	0.00	0	0.00	0.00
2 MAYUR MANGALDAS KOTHARI	443539	8.03	0	0.00	0	0.00	0.00
3 NIKHIL JAISINH MERCHANT	330000	5.98	0	0.00	0	0.00	0.00
4 STRESSED ASSETS STABILIZATION	342000	6.19	0	0.00	0	0.00	0.00
Total :	1555590	28.17	0	0.00	0	0.00	0.00

For RISHI TECHTEX LTD.

*Yog*  
Company Secretary



(I)(d) Statement showing details of locked-in shares

SrNo	Name of the shareholder	Number of locked-in shares	Locked-in shares as a percentage of total number of shares (i.e., Grand Total (A)+(B)+(C) indicated in Statement at para (I)(a) above)	Promoter / Promoter Group / Public
1	HARSHAD B PATEL	150000	2.72	Promoter / Promoter Group
Total :		150000	2.72	

For RISHI TECHTEX LTD.

  
Company Secretary




SrNo Notes

1  
2  
3  
4  
5  
6  
7  
8  
9

FOR RISHI TECH TEX LTD.

Company Secretary





(II)(a) Statement showing details of Depositor Receipts(DRs)

Sr.	Type of outstanding DR No. SDRs etc.)	No of outstanding DRs	No of shares underlying outstanding DRs	Shares underlying outstanding DRs as a No of shares (i.e. Grand percentage of total Total (A) + (B) + (C) indicated in Statement at para (I)(a) above)
1		0	0	0.00
Total :		0	0	0.00

For RISHI TECH LTD.


Company Secretary



(II)(b) Statement showing Holding of Depository Receipts (DRs), Where underlying shares held by - Promoter / Promoter group, are in excess of 1% of the total number of shares

Sr. No.	Name of the DR Holder	Type of outstanding DR ADRs, GDRs, SDRs etc.)	No of shares underlying outstanding DRs	Shares underlying outstanding DRs as a percentage of total Number of shares (i.e. Grand Total (A) + (B) + (C) indicated in Statement at para (I)(a) above)
1		0	0	0.00
Total :		0	0	0.00

For RISHIT TECH LTD.

  
Company Secretary

