

(I)(a)

Introductory sub-table (I)(a)

=====  
Name of the Company : RISHI TECHTEX LIMITED  
Scrip Code, Name of the scrip, class of security : 523021

=====  
Quarter ended : 30/06/2015  
=====

Partly paid-up shares:-	No. of partly paid-up shares	As a % of total no. of partly paid-up shares	As a % of total no. of shares of the company
Held by promoter/promoters group	NIL	NIL	NIL
Held by public	NIL	NIL	NIL
Total - D	NIL	NIL	NIL

-----

Outstanding convertible securities:-	No. of outstanding securities	As a % of total No. of outstanding convertible securities	As a % of total no. of shares of the company, assuming full conversion of the convertible securities
Held by promoter/promoter group	NIL	NIL	NIL
Held by public	NIL	NIL	NIL
Total - E	NIL	NIL	NIL

-----

Warrants:-	No. of warrants	As a % of total no. of warrants	As a % of total no. of shares of the company, assuming full conversion of warrants
Held by promoter/promoter group	NIL	NIL	NIL
Held by public	NIL	NIL	NIL
Total - F	NIL	NIL	NIL

-----  
Total paid-up capital of the company assuming full conversion of warrants and convertible securities 5522000  
=====

For RISHI TECHTEX LIMITED

*Shil*



(I)(a) Statement showing Shareholding Pattern

Name of the Company: RISHI TECHTEX LIMITED


Scrip Code 523021

Quarter ended on : 30/06/2015

Category code	Category of shareholder	Number of share holders	Total number of shares	Number of shares held in dematerialized form	Total shareholding as a % of total number of shares A + B	A+B+C	Shares Pledged or otherwise encumbered No. of shares	As a percentage
<b>A</b>	<b>Shareholding of Promoter and Promoter Group</b>							
<b>1</b>	<b>Indian</b>							
a	Individuals/HUFs	0	0	0	0.00	0.00	0	0.00
b	Central Govt./State Govt.	0	0	0	0.00	0.00	0	0.00
c	Bodies Corporate	1	273737	273737	4.96	4.96	0	0.00
d	Financial Institutions/Banks	0	0	0	0.00	0.00	0	0.00
e	Any Other							
e01	Directors Relatives	4	946091	946091	17.13	17.13	0	0.00
e02	Directors	1	396645	396645	7.18	7.18	0	0.00
<b>Sub Total :A 1</b>		<b>6</b>	<b>1616473</b>	<b>1616473</b>	<b>29.27</b>	<b>29.27</b>	<b>0</b>	<b>0.00</b>
<b>2</b>	<b>Foreign</b>							
a	Individuals(NRI/Foreign Individuals)	0	0	0	0.00	0.00	0	0.00
b	Bodies Corporate	0	0	0	0.00	0.00	0	0.00
c	Institutions	0	0	0	0.00	0.00	0	0.00
d	Qualified Foreign Investor	0	0	0	0.00	0.00	0	0.00
e	Any Other(specify)	0	0	0	0.00	0.00	0	0.00
<b>Sub Total :A 2</b>		<b>0</b>	<b>0</b>	<b>0</b>	<b>0.00</b>	<b>0.00</b>	<b>0</b>	<b>0.00</b>
<b>Sub Total : A</b>		<b>6</b>	<b>1616473</b>	<b>1616473</b>	<b>29.27</b>	<b>29.27</b>	<b>0</b>	<b>0.00</b>
<b>B</b>	<b>Public shareholding</b>							
<b>1</b>	<b>Institutions</b>							
a	Mutual Funds/UTI	0	0	0	0.00	0.00	0	0.00
b	Financial Institutions/Banks	1	342000	342000	6.19	6.19	0	0.00
c	Central Govt./State Govt.	0	0	0	0.00	0.00	0	0.00
d	Venture Capital Funds	0	0	0	0.00	0.00	0	0.00
e	Insurance Companies	0	0	0	0.00	0.00	0	0.00
f	Foreign Institutional Investors	0	0	0	0.00	0.00	0	0.00
g	Foreign Venture Capital Investors	0	0	0	0.00	0.00	0	0.00
h	Qualified Foreign Investor	0	0	0	0.00	0.00	0	0.00
i	Any other	0	0	0	0.00	0.00	0	0.00
<b>Sub Total :B 1</b>		<b>1</b>	<b>342000</b>	<b>342000</b>	<b>6.19</b>	<b>6.19</b>	<b>0</b>	<b>0.00</b>
<b>2</b>	<b>Non-Institutions</b>							
a	Bodies Corporate	44	891122	678496	16.14	16.14	0	0.00
bi	Ind-Hold nominal shr capital upto Rs.1L	3579	1057653	738223	19.15	19.15	0	0.00
bii	Ind-Hold nominal shr capital in excess	27	1570040	1541440	28.43	28.43	0	0.00
c	Qualified Foreign Investor	0	0	0	0.00	0.00	0	0.00
d	Any Other							
d01	Others	0	0	0	0.00	0.00	0	0.00
d02	Clearing member	0	0	0	0.00	0.00	0	0.00
d03	NRIs	25	43712	1996	0.79	0.79	0	0.00
d04	NRI Corp Bodies	0	0	0	0.00	0.00	0	0.00
d05	Foreign Corp Bodies (Including FDI)	1	1000	1000	0.02	0.02	0	0.00
d06	Customers	0	0	0	0.00	0.00	0	0.00
d07	Suppliers	0	0	0	0.00	0.00	0	0.00
d08	Foreign Nationals	0	0	0	0.00	0.00	0	0.00
d09	Trusts	0	0	0	0.00	0.00	0	0.00
d10	Foreign (Promoters)	0	0	0	0.00	0.00	0	0.00
d11	Directors	0	0	0	0.00	0.00	0	0.00
d12	Directors Relatives	0	0	0	0.00	0.00	0	0.00
d13	Foreign Individuals (Including FDI)	0	0	0	0.00	0.00	0	0.00

For RISHI TECHTEX LIMITED.


*MAL*  
Company Secretary

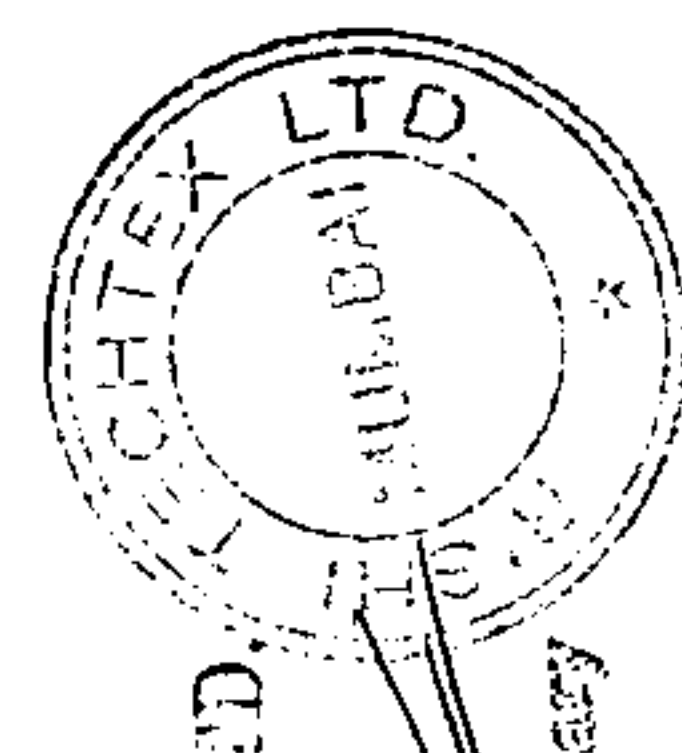


(I)(a) Statement showing Shareholding Pattern  
 Name of the Company: RISHI TECHTEX LIMITED  
 Scrip Code 523021

Quarter ended on : 30/06/2015

Category	Number of share holders	Total number of shares	Number of dematerialized shares forN	Number of shares held in A + B	Total shareHolding as a % of total number of shares A+B+C	Shares Pledged or otherwise encumbered As a percentage of shares
Sub Total : B 2	3676	3563527	2961155	64.5A	64.5A	0 0.00
Sub Total : B	3677	3905527	3303155	70.73	70.73	0 0.00
Total of A + B	3683	5522000	4919628	100.00	100.00	0 0.00
C Shares held by Custodians and against which Depository receipt have been issued						
1 Promoters and Promoter Group	0	0	0	0.00	0.00	0 0.00
2 Public	0	0	0	0.00	0.00	0 0.00
Sub Total : C	0	0	0	0.00	0.00	0 0.00
Sub Total : C	0	0	0	0.00	0.00	0 0.00
Total of A + B + C	3683	5522000	4919628	100.00	100.00	0 0.00


For Rishi  
  
 Company Secretary




(I)(b) Statement showing holding of securities (including shares, warrants, convertible securities) of persons belonging to the category - Promoter and Promoter Group

SrNo	Name of the shareholder	Details of Shares held		Encumbered shares (x)		Details of warrants		Details of convertible securities		Total shares (including underlying shares assuming full conversion of warrants and convertible securities) as a % of diluted share capital
		No of shares held (A) + (B) + (C)	As a % of grand total (A) + (B) + (C)	No.	As a %	No of warrants held	As a % Total Number of warrants of the same Class	No of convertible securities	As a % Total Number of convertible securities of the same Class	
1	AAKANKSHA H PATEL	291861	5.28	0	0.00	0	0.00	0	0.00	0.00
2	ABHISHEK HARSHAD PATEL	396645	7.18	0	0.00	0	0.00	0	0.00	0.00
3	KIRAN PATEL	163232	2.96	0	0.00	0	0.00	0	0.00	0.00
4	RENHA PATEL	55000	1.00	0	0.00	0	0.00	0	0.00	0.00
5	RISHI LASER LTD	273737	4.96	0	0.00	0	0.00	0	0.00	0.00
6	SMITA H PATEL	435998	7.89	0	0.00	0	0.00	0	0.00	0.00
Total :		1616473	29.27	0	0.00	0	0.00	0	0.00	0.00


(x) The term encumbrance has the same meaning as assigned to it in regulation 28(3) of the SAST Regulations, 2011


For RISHI TECHNOLOGICALS LTD.  
  
 Company Secretary



(I)(c)(i) Statement showing holding of securities (including shares, warrants, convertible securities) of persons belonging to the category -  
Public and holding more than 1% of the total number of shares


Sr.No. of the shareholder	No of shares held	Shares as a % of tot no of shares (i.e. Grand Total (A)+(B)+(C) indicated in Statement at para (I)(a) above)	Details of warrants		No of convertible securities held	As a % Total No. of warrants of the same Class	No of convertible securities held	% w.r.t total convertible securities	Details of convertible securities	Total shares (including underlying shares assuming full conversion of warrants and convertible securities) as a % of Diluted share capital
			No of warrants held	No. of warrants of the same Class						
1 CENTENNIAL FINANCE LTD	540051	9.78	0	0.00	0	0.00	0	0.00	0.00	0.00
2 JAYESH SHETH	163600	2.96	0	0.00	0	0.00	0	0.00	0.00	0.00
3 M/S.RAMBHABA HOLDINGS AND TRADING	175347	3.18	0	0.00	0	0.00	0	0.00	0.00	0.00
4 MAYUR MANGALDAS KOTHARI	443539	8.03	0	0.00	0	0.00	0	0.00	0.00	0.00
5 MRS SAVITRI RAM KARMANI	94200	1.71	0	0.00	0	0.00	0	0.00	0.00	0.00
6 NIKHIL JAISINH MERCHANT	330000	5.98	0	0.00	0	0.00	0	0.00	0.00	0.00
7 RASHMI SHETH	101740	1.84	0	0.00	0	0.00	0	0.00	0.00	0.00
8 STRESSED ASSETS STABILIZATION FUND	342000	6.19	0	0.00	0	0.00	0	0.00	0.00	0.00
<b>Total :</b>	<b>2190477</b>	<b>39.64</b>	<b>0</b>	<b>0.00</b>	<b>0</b>	<b>0.00</b>	<b>0</b>	<b>0.00</b>	<b>0.00</b>	<b>0.00</b>


For RISHI TECH TEX LTD.  
  
 Company Secretary



(I)(c)(ii) Statement showing holding of securities (including shares, warrants, convertible securities) of persons (together with PAC) belonging to the category - Public and holding more than 5% of the total number of shares of the company


Sr. No. and the Persons Acting in Concert (PAC) with them	Sr. Name(s) of the shareholder(s) No. of shares	Shares as a % of tot no of shares (i.e. Grand Total (A)+(B)+(C) indicated in Statement at para (I)(a) above}	Details of warrants No of warrants	As a % Total No. of warrants of the same Class	Details of convertible securities		% w.r.t total convertible no. of share capital	Total shares (including underlying shares assuming full conversion of warrants and convertible securities) as a % of diluted share capital
					No of convertible securities	No of convertible securities held		
1 CENTENNIAL FINANCE LTD	540051	9.78	0	0.00	0	0.00	0.00	0.00
2 MAYUR MANGALDAS KOTHARI	443539	8.03	0	0.00	0	0.00	0.00	0.00
3 NIKHIL JAISINH MERCHANT	330000	5.98	0	0.00	0	0.00	0.00	0.00
4 STRESSED ASSETS STABILIZATION	342000	6.19	0	0.00	0	0.00	0.00	0.00
Total :	1655590	29.98	0	0.00	0	0.00	0.00	0.00

For RISHI TECHNOLOGIES LTD.  
  
 Company Secretary



(I)(d) Statement showing details of locked-in shares

SrNo	Name of the shareholder	Number of locked-in shares	Locked-in shares as a percentage of total number of shares (i.e., Grand Total (A)+(B)+(C) indicated in Statement at para (I)(a) above}	Promoter / Promoter Group / Public
1		0	0.00	
Total :		0	0.00	




For RISHI TECHTEX LTD.  
*[Signature]*  
Company Secretary

SrNo Notes

- 1
- 2
- 3
- 4
- 5
- 6
- 7
- 8
- 9

For RISHI TECHTEX LTD.


*Widul*  
Company Secretary





(II)(a) Statement showing details of Depository Receipts(DRs)

Sr. No.	Type of outstanding DR (ADR, GDR, SDRs etc.)	No of outstanding DRs	No of shares underlying outstanding DRs	Shares underlying outstanding DRs as a No of shares (i.e. Grand percentage of total Total (A) + (B) + (C) indicated in Statement at para (I)(a) above)
1		0	0	0.00
Total :		0	0	0.00



For RISHI TECHTEX LTD.

*[Signature]*

Company Secretary

(II)(b) Statement showing Holding of Depository Receipts (DRs), where underlying shares held by - Promoter/ Promoter group, are in excess of 1% of the total number of shares

Sr. No.	Name of the DR Holder	Type of outstanding DR ADRs, GDRs, SDRs etc.)	No of shares underlying outstanding DRs	Shares underlying outstanding DRs as a percentage of total Number of shares (i.e. Grand Total (A) + (B) + (C) indicated in Statement at para (I)(a) above)
1		0	0	0.00
<b>Total :</b>		0	0	0.00



For RISHI TECHTEX LTD.  
*[Signature]*  
 Company Secretary